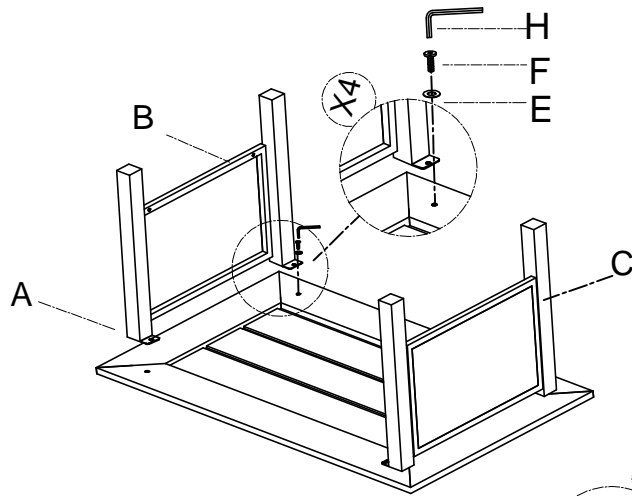
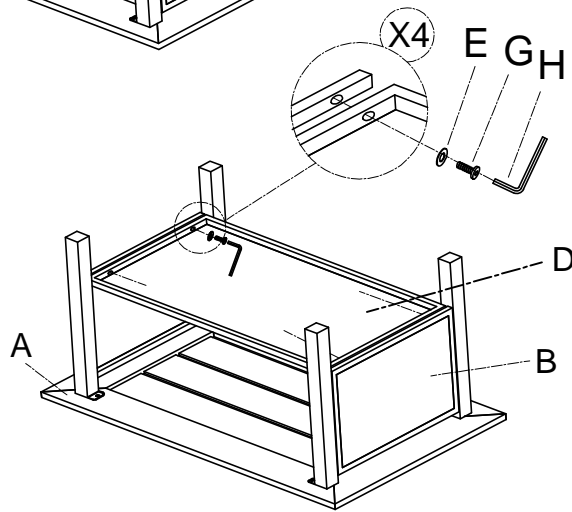


Assembly Instruction


STEP:1



STEP:2



STEP:3



Item	Photo	Description	Qty	Item	Photo	Description	Qty
A		desktop	1	E		Washer (M6)	8
B		The left leg	1	F		Bolt(M6*15)	4
C		The right ieg	1	G		Bolt(M6*30)	4
D		Under the table	1	H		Washer(M6)	1