

ASSEMBLY INSTRUCTIONS

258898/IP-WK3294

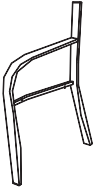

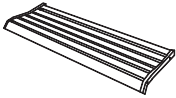










READ & SAVE THESE INSTRUCTIONS:

Please read instructions carefully and identify all parts before assembly.

- Assemble your unit in an area free from any object that might scratch the surface of your unit.
- Examine all packing material before discarding, shortages may occur from parts left in the packing material.
- Follow step by step instruction.

Parts List

NO.	PARTS	DESCRIPTION	Q'TY	NO.	PARTS	DESCRIPTION	Q'TY
A		RIGHT LEG	1PC	B		LEFT LEG	1PC
C		SEAT	1PC	D		BACK	1PC
E		WRENCH	1PC	F		HEXAGONAL WRENCH	1PC
G		BOLT 55MM	4PCS	H		BOLT 50MM	4PCS
I		HEXAGONAL NUT	4PCS	J		CAPS	4PCS
K		WASHER	4PCS				

ASSEMBLY INSTRUCTIONS

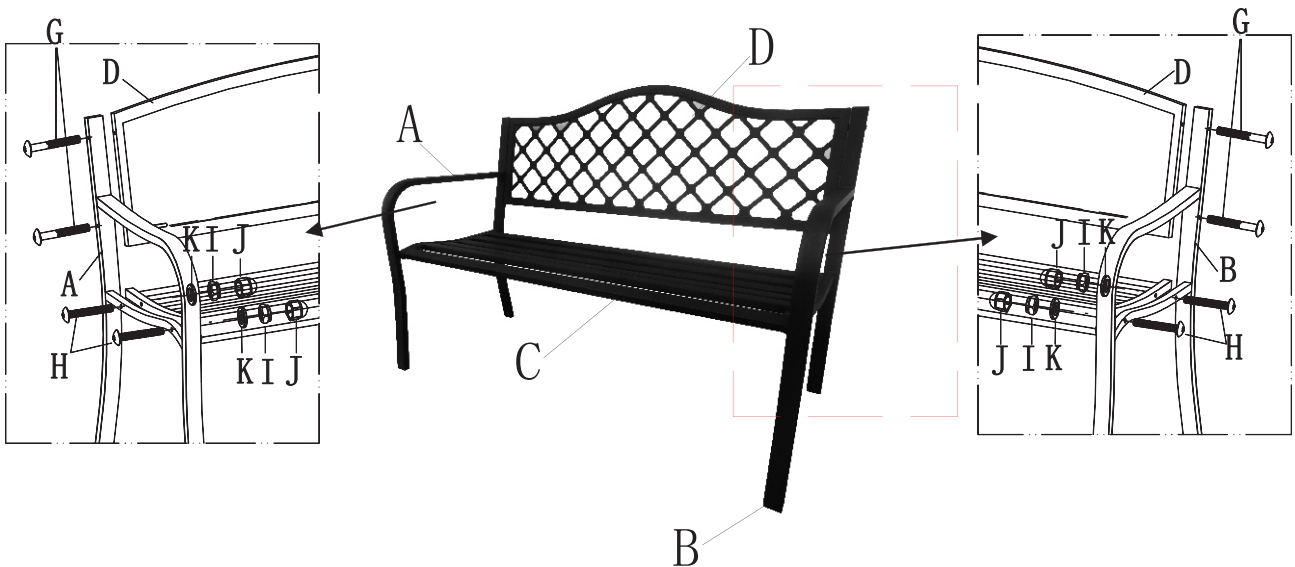
258898/IP-WK3294

PREPARATION

- Remove all parts from packaging. Check the parts quantity mentioned on parts list.
- Spread out all parts on a soft, level surface to avoid scratching parts.
- Do not tighten nuts with wrench until assembly is complete.

Step 1:

Attach back (D) to legs (A & B) using bolts (G), as shown. Attach Seat (C) to legs (A & B) using bolts (H), washers (K), and nuts (I) as shown. Repeat on the other side, do not tighten bolts (G & H) until seat (C) and back (D) are in place and bench is at 90 degrees with floor. At last, use wrench (E) to hold the hexagonal nut (I) and the Hexagonal wrench (F) on the bolt to tighten the bolts (G & H) and cover the nuts (I) with caps (J).



Step 2

Your bench is now completely assembled and ready for use.



ASSEMBLY INSTRUCTIONS

258898/IP-WK3294


CARE AND MAINTENANCE

Though its powder-coated finish is rust-resistant, steel is prone to rust over time with exposure to the elements. In case of rust or scratches, lightly sand the affected area and apply touch-up paint. To maintain the finish, periodically apply wax with a soft cloth.

1 YEAR LIMITED WARRANTY

This product is warranted for 1 year against any defects in material and workmanship. If defective, the product will be repaired or replaced free of charge. Simply provide proof of purchase and return the product to your place of purchase. Normal wear or damage due to abuse, mishandling, or unauthorized repairs is not covered. The warranty does not apply to accessories. This warranty gives you specific legal rights and you may have other rights which vary from state to state.

For customer service, please call 800-737-0496, Hours of Operation: Monday-Friday 9:00 am to 4:00 pm EST or email afterservice@yahoo.com.

 **WARNING:** This product can expose you to Lead, which is known to the State of California to cause cancer and birth defects or other reproductive harm. For more information go to www.P65Warnings.ca.gov

Manufactured for and distributed
by True Value® Company
Chicago, IL 60631-3505
©2019 True Value Company

Four Seasons Courtyard®
is a trademark of the
True Value Company
Made in China