

FS Caranna 5 PC Set - Chat Chair Assembly Instructions

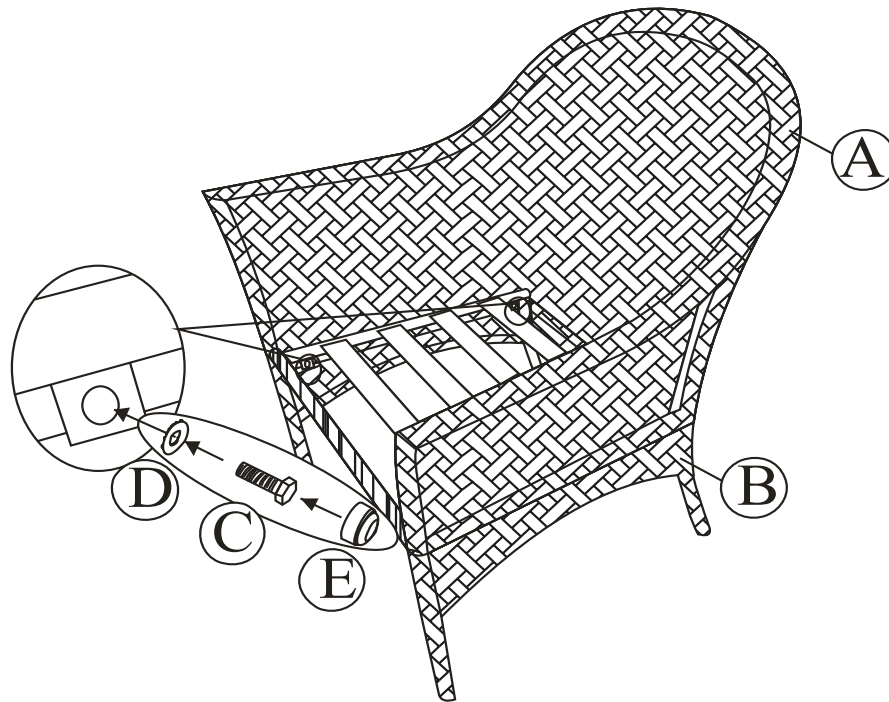
Step 1: Remove protective wrapping and lay all parts on floor. Identify all parts packed in carton against attached parts list.

Step 2: Place Chair Base (B) on its legs. Then place Seat Bucket (A) on top of Chair Base (B) positioning the two tabs on each side of seat to align to the two holes in each side of the Base. Then attach Seat Bucket (A) to Chair Base, using Bolts (C), Washers (D), and Bolt Covers (E) as shown in Diagram 1.


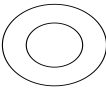


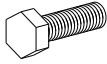

Step 3: Make sure all bolts are aligned properly and tightened securely. Then place bolt covers over bolts.

NOTE: IT IS USER'S RESPONSIBILITY TO MAKE SURE ALL PARTS ARE ASSEMBLED AND TIGHTENED PROPERLY AND SECURELY.

Diagram 1



Parts List:

Ref	Part Name	Part Image	Qty	Ref	Part Name	Part Image	Qty
A	Seat Bucket		1	E	Washer (M6)		4
B	Chair Base		1	F	Bolt Cover		4
C	Bolt		4	G	Hex Wrench		1

1 YEAR LIMITED WARRANTY

This product is warranted for 1 year against any defects in material and workmanship. If defective, the product will be repaired or replaced free of charge. Simply provide proof of purchase and return the product to your place of purchase. Normal wear or damage due to abuse, mishandling, or unauthorized repairs is not covered. The warranty does not apply to accessories. This warranty gives you specific legal rights and you may have other rights which vary from state to state.



WARNING: This product can expose you to chemicals including Lead which are known to the State of California to cause cancer and birth defects or other reproductive harm. For more information go to www.P65Warnings.ca.gov.

Manufactured for and distributed
by True Value® Company
Chicago, IL 60631-3505
©2019 True Value Company

Four Seasons Courtyard®
is a trademark of the
True Value Company
Made in China

For customer service, please call 1-800-877-2290
Hours of operation: Monday-Friday 8:00am - 5:00pm CST
Email: retail3@woodard-furniture.com